

FLEET LIST




A member of the **K LINE** Group

All vessels have the capacity to operate with an open hatch.

TYPE 183

MV SVENJA 12/2010 (DP 1 System)
MV LONE 3/2011 (DP 2 System)



Deadweight 12500 t
Class GL + 100 A5, G General Cargo Ship Strengthened for Heavy Cargo, SOLAS II-2, Reg. 19
Hold 107.10 × 17.00 × 13.70 m
Deck 128.50 × 27.50 m
Cranes 2 × 1000 t SWL, combinable up to 2000 t SWL
Speed 20 knots

TYPE 176

MV REGINE 2/2009
MV TRINA 11/2008
MV ANNE-SOFIE 4/2008
MV FRAUKE 2/2008



Deadweight 12000 t
Class GL + 100 A5, G General Cargo Ship, Strengthened for Heavy Cargo, SOLAS II-2, Reg. 19
Hold 107.10 × 17.00 × 13.10 m
Deck 128.00 × 24.00 m
Cranes 2 × 700 t SWL, 1 × 350 t SWL, combinable up to 1400 t SWL
Speed 20 knots

TYPE 161B


MV MARIA 2/2004
MV ANNETTE 12/2003



Deadweight 8919 t
Class GL + 100 A5, General Cargo Ship, Strengthened for Heavy Cargo, SOLAS II-2, Reg. 19
Hold 82.90 × 15.80 × 10.90 m
Deck 124.00 × 20.50 m
Cranes 2 × 350 t SWL, 1 × 250 t SWL, combinable up to 700 t SWL
Speed 20 knots

TYPE 161A

MV WIEBKE 9/2000
MV PAULA 6/2000
MV ANNEGRET 3/2000
MV GRIETJE 2/2000



Deadweight 9370 t
Class GL + 100 A5, General Cargo Ship, Strengthened for Heavy Cargo, SOLAS II-2, Reg. 19
Hold 82.90 × 15.80 × 10.90 m
Deck 124.00 × 20.50 m
Cranes 2 × 320 t SWL, 1 × 200 t SWL, combinable up to 640 t SWL
Speed 20 knots

TYPE 161

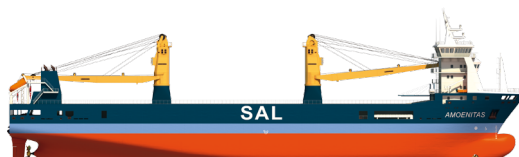
MV ANNEMIEKE 4/1998



Deadweight 9549 t
Class GL + 100 A5, General Cargo Ship, Strengthened for Heavy Cargo, SOLAS II-2, Reg. 19
Hold 82.90 × 15.80 × 10.90 m
Deck 124.00 × 20.50 m
Cranes 2 × 275 t SWL, 1 × 150 t SWL, combinable up to 550 t SWL
Speed 20 knots

TYPE 116

MV AMOENITAS 2/2011
MV CALYPSO 11/2010



Deadweight 9963 t
Class HULL GL + 100 A5 E3, IW NAV-O BWM, SOLAS II-2, Reg. 19 C2P49, Multi-Purpose Dry Cargo Ship, Equipped for Carriage of Containers, Strengthened for Heavy Lift Cargo Machinery MC E3 AUT
Ice class GL E3 equivalent to Finnish/Swedish 1A
Hold 94.25 × 16.20 × 12.10 m
Deck 108.00 × 23.00 m
Cranes 2 × 450 t SWL, combinable up to 900 t SWL
Speed 17 knots